

Change is coming to cervical screening in New Zealand and the NCPTS is adjusting to accommodate the training needs of the sector. In November 2016, the National Training Committee (NTC) sought NCSP approval to run a National Training Day with funded travel scholarship grants for a wide cross-section of laboratory staff instead of awarding overseas scholarships to a small number of individuals. Funding was made available to scientists working in cytology, histology or HPV testing and to cytotechnicians working in cervical screening.

### Inside this issue

National Training Day.....	1
2017 Training Initiatives.....	2
Conference contributions.....	3
Plans for 2018.....	4



The **National Training Day** was held on November 9th at the Wellington Clinical School of Medicine. Sixty participants attended. The speakers were selected with input from the National Training Committee members and charge laboratory scientists. Jane O'Hallahan, Clinical Director of the National Screening Unit, Ministry of Health (upper left), opened the day with an overview of upcoming changes in cervical screening. Further NCSP updates were provided by Margaret Sage, Gary Fentiman (lower left) and Harold Neal. Other talks covered HPV immunization and HPV Test technologies given by Dr Helen Petousis-Harris (Director of Research at the Immunisation Advisory Centre, University of Auckland) and Kevin Barratt (Molecular Scientist at Canterbury Health Labs). A particular highlight of the day was "Coping with Change", a workshop-style session led by Jane Davis focusing on managing self through periods of stress and change. The feedback for this session was particularly positive! Thanks to all speakers who contributed to a highly successful and worthwhile day.



Networking is an important part of any opportunity for the sector to meet together, particularly as we all face the future changes that are coming to cervical screening. Thanks to all who made the trip to Wellington. Your continuing interest and participation are appreciated.



# NCPTS 2017 TRAINING INITIATIVES

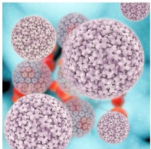
## CYTOSCIENTISTS and CYTOTECHNICIANS



### HPV & Cervical Cancer

A workshop series for all laboratory staff  
Tutor: Dr Margaret Sage

- Clinical aspects of HPV Infection
- The Molecular Science of HPV
- Using HPV Testing for Cervical Screening



4 CPD points


SCL-Dunedin  
Monday 18th September  
11.00pm – 1.00pm  
Plunket House, Dunedin

NCPTS Unit 24, 93 Main South Road, Sockburn, Christchurch 8042. Phone: 03 343 1407. Fax: 03 343 7249  
Email: ncpts@medlabsoth.co.nz

### HPV Workshops

A workshop series based around HPV was held instead of the usual multiheader-based morphology workshops, in preparation for the move to HPV primary screening. Three powerpoint talks were developed by NCPTS staff and delivered by members of the NCPTS Training Team. Cytoscientists, cytotechnicians, molecular scientists, histoscientists, pathologists and registrars were invited to attend. Workshops were held at Canterbury Health Laboratories, LabPlus, SCL Dunedin, Medlab Central and Pathlab in August and September and one final workshop will be held at APS shortly. The workshops were well received.

“Clinical Aspects of HPV Infection”, “The Molecular Science of HPV” and “Using HPV Testing for Primary Screening” were the topics covered at the HPV workshops.

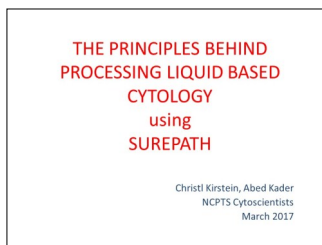
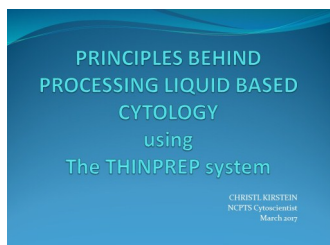


**Two teaching sets of glass slides** were circulated to each cytology laboratory, using ThinPrep or SurePath slides. The sets were compiled by Christl Kirstein (Two ThinPrep sets) and Ashika Bissoon (two SurePath sets). The three topics selected for 2017 were reactive vs. atypical endometrial cells, assessing ASC-US in atrophy and squamous vs. glandular high-grade lesions. Thanks to Christl and Ashika for the work they put in each year to develop these interesting case sets.

**PCR: Basic facts and how it will be used in HPV Testing** is a PowerPoint talk developed by Melinda Paterson in response to an identified training need particularly for cytology staff who are retraining to work in HPV testing. Thanks to Melinda for making use of her expertise as a research molecular scientist to assist the NCPTS.



## CYTOPREPARATION STAFF



**Principles behind processing Liquid based cytology (LBC) samples** was the subject of two PowerPoint talks that were developed across 2016 and 2017. Christl Kirstein coordinated the project, with input from Abed Kader and Ashika Bissoon. The powerpoint talks were distributed to laboratories according to the LBC type used. Several laboratories requested the alternative LBC type in addition, for staff training purposes.

**MOLECULAR SCIENTISTS** were invited to attend the HPV workshops held in each laboratory, in addition to the NCPTS National Training Day.

## **PATHOLOGISTS and ANATOMICAL PATHOLOGY REGISTRARS**

The **anatomic pathology registrar annual weekend workshops** were held in Auckland and Christchurch in October again this year. Thanks to Associate Professor Diane Kenwright for providing teaching in cervical histopathology and Dr Andrew Miller for cytology multiheader sessions (SurePath) in Christchurch.

**Six teaching slide sets (three ThinPrep and three SurePath)** were distributed to all Anatomic Pathology registrars during the year. Thanks to Drs Andrew Miller and Richard Massey for their contributions to the SurePath sets.

**Support for registrars sitting the RCPA examination in Cytology** was provided by way of mock examination slide tests which candidates completed in the weeks prior to the RCPA examination.


**Education modules** are gradually being posted on the NPCTS website to assist registrars to plan their own training in cervical cytology. A new module on *HPV and Cervical Cancer* was posted during 2017.



## **CONFERENCE CONTRIBUTIONS**

The NCPTS invited Associate Professor Annabelle Farnsworth from Douglass Hanly Moir in Sydney to the **RCPA ASM** in Rotorua in September. With considerable experience in both cervical cytology and histopathology, Annabelle discussed a number of interesting cases involving an interplay of cytology and histology. She also provided an update about plans to move to HPV primary screening in Australia, which took place subsequent to the RCPA ASM, on 1 December 2017.

Margaret Sage followed by outlining the plans that the NCSP are making in New Zealand to move to HPV primary screening, with no definite date for transition for New Zealand yet.



## **NATIONAL TRAINING COMMITTEE**

The National Training Committee provides valuable advice and oversight to the NCPTS Training Team under the chairpersonship of Associate Professor Diane Kenwright. New members appointed in 2017 are Charlotte Grobler (Anatomical Pathology Registrar), Christine Hide (Cytotechnician) and Amanda Charlton (Histopathologist). The committee holds an annual face-to-face meeting in November and a teleconference in May each year. Thanks to all members who continue to contribute their time and interest.

### ***The current NTC Committee members are:***

*Diane Kenwright (Chair), David Innes, Peter Bethwaite, Andrew Miller, Kathryn Payne, Corinne Hill, Ursula Van Den Heever, Charlotte Grobler, Christine Hide, Meik Dilcher, Fahimeh Rahnama, Amanda Charlton.*

*Ex officio NCPTS members: Margaret Sage, Christl Kirstein, Ashika Bissoon.*

*Administrative assistance: Melinda Paterson (NCPTS Administrator)*

## TRAINING INITIATIVES: PLANS for 2018

Planning for the following year occurs at the NCPTS National Training Committee meeting in November. Plans are well underway for 2018, with some speakers still to be confirmed.

1. Another **National Training Day is proposed for 2018** after a successful event in 2017. A list of potential topics with a request for other suggestions will be sent to labs next year.
2. **Cytoscientist/cytotechnician training plans** include morphology workshops (tutors to be confirmed), and a continuation of the circulated slide teaching sets programme.
3. **Powerpoint talks for in-house teaching** for all laboratory scientists/technicians will cover an overview of histology, cytology and HPV testing in cervical cancer prevention, HPV test technologies in current use in New Zealand and preventing HPV contamination.
4. A **histopathology multiheader-based workshop** in cervical pathology taken by Dr Mathew Quick (University of Arkansas) will be available immediately prior to the RCPA-NZ ASM in Wellington in September, where Mathew is speaking.
5. Distribution of **synopses of key Journal articles** published in 2017 is planned for histopathologists and cytopathologists.
6. An **NCPTS SPANZ Set** in cervical histopathology didn't quite get off the ground in 2017 but is planned for 2018
7. **Anatomic pathology registrar teaching programme** of workshops, circulated slide teaching sets, RCPA examination support and online education modules will continue. The timing of the workshops will be discussed with registrars at the beginning of 2018.
8. **Conference contributions:** contributions are planned for the RCPA-NZ ASM in Wellington in September and an offer of talks will be made to the organisers of the NZIMLS ASM in Christchurch in August.

Thanks again to all who have contributed to the work of the NCPTS in 2017. We look forward to working with you all again in 2018.

*We wish you a happy holiday season!*

**Dr Margaret Sage**  
Cytopathologist, NCPTS Training Team  
Coordinator  
margaret\_sage@medlabsouth.co.nz  
Phone: 03 341 6231 Cell: 022 697 5159



**Melinda Paterson**  
NCPTS Administrator  
ncpts@medlabsouth.co.nz  
Phone: 03 3431407